

Prices for Securities Traded as of 09/07/2020

Printed 09/07/2020 15:00:55.055

PRICES FOR EQUITY SECURITIES TRADED ON 09/07/2020

S/N	COMPANY	PCLOSE	OOPEN	OPEN	HIGH	LOW	%SPREAD	OCLOSE	CLOSE	CHANGE	%CHANGI	TRADES	VOLUME	VALUE
1	ABCTRANS	0.56	-	0.56	-	-	-	-	0.56	-	-	7	108,687	63,247.85
2	ACADEMY	0.32	-	0.32	-	-	-	-	0.32	-	-	1	2,400	768.00
3	ACCESS	6.40	-	6.40	6.60	6.35	3.79	6.35	6.35	-0.05	-0.78	243	11,424,332	73,860,834.05
4	AFRIPRUD	4.00	-	4.00	-	-	-	-	4.00	-	-	27	259,699	1,074,140.59
5	AIICO	0.91	-	0.91	0.94	0.94	-	-	0.94	0.03	3.30	20	696,588	645,065.66
6	AIRTELAFRI	328.70	-	328.70	-	-	-	-	328.70	-	-	48	197,577	63,087,284.00
7	ARBICO	1.89	-	1.89	1.71	1.71	-	-	1.71	-0.18	-9.52	1	105,000	179,550.00
8	ARDOVA	11.65	-	11.65	-	-	-	-	11.65	-	-	10	29,774	346,272.90
9	BERGER	6.10	-	6.10	-	-	-	-	6.10	-	-	5	575	3,668.00
10	BETAGLAS	61.55	-	61.55	-	-	-	-	61.55	-	-	8	90,786	5,039,271.75
11	BOCGAS	4.51	-	4.51	-	-	-	-	4.51	-	-	2	248	1,144.82
12	BUACEMENT	40.90	-	40.90	40.95	40.95	-	-	40.95	0.05	0.12	43	1,037,354	42,437,704.35
13	CADBURY	6.75	-	6.75	-	-	-	-	6.75	-	-	23	94,712	697,909.15
14	CAP	20.65	-	20.65	-	-	-	-	20.65	-	-	15	60,151	1,177,909.65
15	CAPHOTEL	2.43	-	2.43	-	-	-	-	2.43	-	-	1	3,000	7,290.00
16	CAVERTON	1.74	-	1.74	1.80	1.80	-	1.80	1.80	0.06	3.45	15	379,991	684,633.40
17	CHAMPION	0.95	-	0.95	-	-	-	-	0.95	-	-	1	632	587.76
18	CHAMS	0.24	-	0.24	-	-	-	-	0.24	-	-	11	140,540	31,614.60
19	CILEASING	4.00	-	4.00	4.00	3.95	1.25	-	3.95	-0.05	-1.25	22	890,260	3,474,111.20
20	CONOIL	21.00	-	21.00	19.00	18.90	0.53	-	18.90	-2.10	-10.00	57	815,828	15,599,103.00
21	CORNERST	0.55	-	0.55	-	-	-	-	0.55	-	-	3	26,040	14,572.60
22	CUSTODIAN	5.00	-	5.00	5.00	4.90	2.00	-	4.90	-0.10	-2.00	42	1,153,116	5,716,632.90
23	CUTIX	1.65	-	1.65	-	-	-	-	1.65	-	-	19	436,922	698,788.06
24	DANGCEM	126.00	-	126.00	-	-	-	-	126.00	-	-	184	819,635	101,610,782.10
25	DANGSUGAR	11.60	-	11.60	11.50	11.50	-	-	11.50	-0.10	-0.86	77	1,052,700	12,138,287.90

Prices for Securities Traded as of 09/07/2020

Printed 09/07/2020 15:00:55.055

S/N	COMPANY	PCLOSE	OOPEN	OPEN	HIGH	LOW	%SPREAD	OCLOSE	CLOSE	CHANGE	%CHANGI	TRADES	VOLUME	VALUE
26	EKOCORP	6.00	-	6.00	-	-	-	-	6.00	-	-	1	7,975	47,850.00
27	ETERNA	2.24	-	2.24	-	-	-	-	2.24	-	-	11	110,000	223,121.40
28	ETI	4.60	-	4.60	4.80	4.70	2.08	-	4.75	0.15	3.26	66	1,629,857	7,770,619.45
29	ETRANZACT	2.61	-	2.61	-	-	-	-	2.61	-	-	1	296	769.60
30	FBNH	5.30	-	5.30	5.30	5.25	0.94	-	5.25	-0.05	-0.94	158	8,497,680	44,845,107.05
31	FCMB	1.90	-	1.90	1.90	1.80	5.26	-	1.90	-	-1.05	43	7,055,860	13,346,543.56
32	FIDELITYBK	1.80	-	1.80	1.82	1.76	3.30	1.79	1.79	-0.01	-0.56	111	38,064,606	68,549,038.51
33	FIDSON	2.85	-	2.85	-	-	-	-	2.85	-	-	23	302,755	920,142.24
34	FLOURMILL	18.00	-	18.00	-	-	-	-	18.00	-	-	78	145,284	2,627,549.40
35	FTNCOCOA	0.20	-	0.20	0.20	0.20	-	-	0.20	-	-	3	205,000	41,000.00
36	GLAXOSMITH	4.60	-	4.60	4.95	4.60	7.07	-	4.60	-	3.26	128	3,710,833	17,491,219.20
37	GOLDBREW	0.81	-	0.81	-	-	-	-	0.81	-	-	1	10,442	9,293.38
38	GUARANTY	22.50	-	22.50	22.85	22.50	1.53	22.75	22.75	0.25	1.11	438	23,578,640	534,467,897.40
39	GUINNESS	14.00	-	14.00	-	-	-	-	14.00	-	-	124	1,161,609	16,219,780.00
40	HONYFLOUR	0.91	-	0.91	0.97	0.92	5.15	-	0.97	0.06	6.59	31	1,919,950	1,812,916.38
41	IKEJAHOTEL	1.02	-	1.02	-	-	-	-	1.02	-	-	1	980	1,097.60
42	INFINITY	1.36	-	1.36	-	-	-	-	1.36	-	-	2	1,541	2,188.22
43	INTBREW	3.95	-	3.95	3.90	3.60	7.69	-	3.60	-0.35	-8.86	77	5,662,916	21,557,327.25
44	JAIZBANK	0.56	-	0.56	0.54	0.52	3.70	-	0.52	-0.04	-7.14	27	903,678	485,244.27
45	JAPAUOIL	0.23	-	0.23	0.23	0.23	-	-	0.23	-	-	20	2,354,567	541,864.14
46	JBERGER	17.20	-	17.20	-	-	-	-	17.20	-	-	72	950,026	15,788,561.25
47	JOHNHOLT	0.51	-	0.51	-	-	-	-	0.51	-	-	6	8,760	4,409.22
48	LASACO	0.25	-	0.25	0.25	0.25	-	-	0.25	-	-	6	322,155	80,549.75
49	LAWUNION	1.00	-	1.00	1.07	1.07	-	-	1.07	0.07	7.00	7	412,190	441,031.47
50	LEARNAFRCA	1.06	-	1.06	-	-	-	-	1.06	-	-	6	6,000	6,650.00

Prices for Securities Traded as of 09/07/2020

Printed 09/07/2020 15:00:55.055

S/N	COMPANY	PCLOSE	OOPEN	OPEN	HIGH	LOW	%SPREAD	OCLOSE	CLOSE	CHANGE	%CHANGI	TRADES	VOLUME	VALUE
51	LINKASSURE	0.47	-	0.47	-	-	-	-	0.47		-	4	15,546	7,928.46
52	LIVESTOCK	0.51	-	0.51	-	-	-	-	0.51		-	19	298,573	165,512.46
53	MANSARD	1.59	-	1.59	1.59	1.58	0.63	-	1.59		-0.63	11	420,945	669,865.90
54	MAYBAKER	2.78	-	2.78	-	-	-	-	2.78		-	22	246,105	648,833.21
55	MBENEFIT	0.22	-	0.22	0.21	0.21	-	-	0.21	-0.01	-4.55	12	9,784,525	2,055,779.45
56	MCNICHOLS	0.47	-	0.47	-	-	-	-	0.47		-	1	980	460.60
57	MOBIL	192.60	-	192.60	-	-	-	-	192.60		-	12	149,114	25,856,367.60
58	MORISON	0.60	-	0.60	-	-	-	-	0.60		-	1	980	529.20
59	MRS	12.45	-	12.45	-	-	-	-	12.45		-	4	2,250	27,981.30
60	MTNN	115.00	-	115.00	115.00	115.00	-	-	115.00		-	81	3,256,014	374,537,091.00
61	NAHCO	2.20	2.20	2.20	2.20	2.20	-	-	2.20		-	24	1,139,164	2,504,867.60
62	NASCON	9.50	-	9.50	-	-	-	-	9.50		-	29	214,100	2,138,863.00
63	NB	34.05	-	34.05	34.05	34.05	-	-	34.05		-	48	9,051,763	308,388,381.80
64	NEIMETH	1.39	-	1.39	-	-	-	-	1.39		-	9	50,928	73,810.70
65	NEM	2.05	-	2.05	-	-	-	-	2.05		-	1	3,000	6,600.00
66	NESTLE	1,175.00	-	1,175.00	-	-	-	-	1,175.00		-	71	124,245	139,702,140.20
67	NIGERINS	0.20	-	0.20	0.20	0.20	-	-	0.20		-	1	101,505	20,301.00
68	NNFM	4.30	-	4.30	-	-	-	-	4.30		-	1	9,407	44,212.90
69	NPFMCRFBK	1.29	-	1.29	1.20	1.20	-	1.20	1.20	-0.09	-6.98	19	814,401	988,676.20
70	NSLTECH	0.20	-	0.20	-	-	-	-	0.20		-	2	4,362	872.40
71	OANDO	2.25	-	2.25	-	-	-	-	2.25		-	29	398,944	908,066.47
72	OKOMUOIL	70.50	-	70.50	-	-	-	-	70.50		-	40	126,859	8,918,506.30
73	PRESCO	45.25	-	45.25	-	-	-	-	45.25		-	12	36,543	1,646,945.40
74	PRESTIGE	0.51	-	0.51	-	-	-	-	0.51		-	2	2,145	1,094.86
75	PZ	4.20	-	4.20	4.40	4.35	1.14	-	4.35	0.15	3.57	33	443,306	1,932,483.25




Prices for Securities Traded as of 09/07/2020

Printed 09/07/2020 15:00:55.055

S/N	COMPANY	PCLOSE	OOPEN	OPEN	HIGH	LOW	%SPREAD	OCLOSE	CLOSE	CHANGE	%CHANGI	TRADES	VOLUME	VALUE
76	REDSTAREX	3.55	-	3.55	3.64	3.52	3.30	-	3.52	-0.03 ↓	-0.85	29	1,123,981	4,034,663.88
77	REGALINS	0.24	-	0.24	-	-	-	-	0.24	- ↑	-	1	980	215.60
78	ROYALEX	0.26	-	0.26	-	-	-	-	0.26	- ↑	-	2	84,403	21,845.18
79	RTBRISCOE	0.20	-	0.20	-	-	-	-	0.20	- ↑	-	3	12,692	2,538.40
80	SEPLAT	386.00	-	386.00	-	-	-	-	386.00	- ↑	-	13	5,666	1,968,368.40
81	SKYAVN	2.93	-	2.93	-	-	-	-	2.93	- ↑	-	2	1,006	3,239.32
82	STANBIC	30.25	-	30.25	-	-	-	-	30.25	- ↑	-	20	71,717	2,100,480.55
83	STERLNBANK	1.20	-	1.20	1.27	1.26	0.79	-	1.27	0.07 ↑	5.83	22	762,588	968,858.00
84	STUDPRESS	1.99	-	1.99	-	-	-	-	1.99	- ↑	-	2	1,555	2,810.00
85	TANTALIZER	0.20	-	0.20	-	-	-	-	0.20	- ↑	-	3	10,000	2,000.00
86	TOTAL	97.50	-	97.50	-	-	-	-	97.50	- ↑	-	13	24,681	2,281,416.00
87	TRANSCORP	0.67	-	0.67	0.67	0.64	4.48	0.67	0.67	- ↓	-4.48	32	2,533,780	1,686,817.01
88	UACN	7.20	-	7.20	-	-	-	-	7.20	- ↑	-	23	260,644	1,882,291.05
89	UAC-PROP	0.95	0.90	0.90	0.90	0.90	-	-	0.90	-0.05 ↓	-5.26	9	157,073	141,360.09
90	UBA	6.40	-	6.40	6.50	6.40	1.54	-	6.40	- ↑	0.78	186	10,604,152	68,104,489.15
91	UBN	5.45	-	5.45	-	-	-	-	5.45	- ↑	-	26	379,892	2,003,327.65
92	UCAP	2.60	-	2.60	2.69	2.60	3.35	2.60	2.60	- ↑	3.08	75	4,826,964	12,658,776.69
93	UNILEVER	12.45	-	12.45	-	-	-	-	12.45	- ↑	-	31	133,776	1,816,203.55
94	UNIONDICON	10.95	-	10.95	-	-	-	-	10.95	- ↑	-	1	2,100	20,790.00
95	UNITYBNK	0.49	-	0.49	-	-	-	-	0.49	- ↑	-	11	304,685	149,389.35
96	UPDCREIT	3.80	-	3.80	-	-	-	-	3.80	- ↑	-	2	250	962.50
97	UPL	1.01	-	1.01	-	-	-	-	1.01	- ↑	-	2	52,496	58,270.56
98	VERITASKAP	0.20	-	0.20	0.20	0.20	-	-	0.20	- ↑	-	1	150,000	30,000.00
99	VITAFOAM	5.59	-	5.59	5.07	5.07	-	-	5.07	-0.52 ↓	-9.30	19	294,823	1,502,640.96
100	WAPCO	11.00	-	11.00	11.05	11.00	0.45	-	11.00	- ↑	-	109	3,225,073	35,860,139.75

Prices for Securities Traded as of 09/07/2020

Printed 09/07/2020 15:00:55.055

S/N	COMPANY	PCLOSE	OOPEN	OPEN	HIGH	LOW	%SPREAD	OCLOSE	CLOSE	CHANGE	%CHANGI	TRADES	VOLUME	VALUE
101	WAPIC	0.35	-	0.35	-	-	-	-	0.35		-	7	5,071	1,695.43
102	WEMABANK	0.53	-	0.53	-	-	-	-	0.53		-	13	425,650	227,747.50
103	ZENITHBANK	16.65	-	16.65	16.85	16.05	4.75	-	16.75		0.60	362	23,080,402	385,442,984.65
Total												3,833	192,081,951	2,470,093,437.51

Prices for Securities Traded as of 09/07/2020

Printed 09/07/2020 15:00:55.055

PRICES FOR ETF SECURITIES TRADED ON 09/07/2020

<u>S/N</u>	<u>COMPANY</u>	<u>PCLOSE</u>	<u>OPEN</u>	<u>HIGH</u>	<u>LOW</u>	<u>%SPREAD</u>	<u>CLOSE</u>	<u>CHANGE</u>	<u>%CHANG</u>	<u>TRADES</u>	<u>VOLUME</u>	<u>VALUE</u>
1	NEWGOLD	7,900.00	7,900.00	7,965.00	7,965.00	-	7,965.00	65.00 ↑	0.82	2	154,323	1,229,182,695.00
Total										2	154,323	1,229,182,695.00

Prices for Securities Traded as of 09/07/2020

Printed 09/07/2020 15:00:55.055

PRICES FOR BOND SECURITIES TRADED ON 09/07/2020

<u>S/N</u>	<u>COMPANY</u>	<u>PCLOSE</u>	<u>OPEN</u>	<u>HIGH</u>	<u>LOW</u>	<u>%SPREAD</u>	<u>CLOSE</u>	<u>CHANGE</u>	<u>%CHANGE</u>	<u>TRADES</u>	<u>VOLUME</u>	<u>VALUE</u>
1	FGS202164	100.00	100.00	100.00	100.00	-	100.00	0.00	-	1	400	400,000.40
Total										1	400	400,000.40